







DONE ✓	<b>1. Daily 10/4 – develop your lead generation habit</b>	
<input type="checkbox"/>	Complete your Daily 10/4 daily!	
<input type="checkbox"/>	Write notes on the homes you previewed and bring to class to share	
<input type="checkbox"/>	Report out – be prepared to share your Daily 10/4 results in class	
<input type="checkbox"/>	Bring a supply of notecards, business cards, and stamps for handwritten notes	
DONE ✓	<b>2. Extend your learning</b>	
<input type="checkbox"/>	Share your Big Why and Value Proposition with five friends or family members (to affirm in your own mind and garner support)	
<input type="checkbox"/>	Practice scripts with a partner	
DONE ✓	<b>3. Gather your tools – and bring to class</b>	
<input type="checkbox"/>	Download and print the Ignite <b>Prelisting Presentation</b> for Sellers—from Ignite on KWUConnect	
<input type="checkbox"/>	Download and print the Ignite <b>Listing Presentation</b> for Sellers— from Ignite on KWUConnect	
<input type="checkbox"/>	Create a list of names to call in Power Session 4 Real-Play and <b>bring</b> to class	
<input type="checkbox"/>	Bring copies of scripts used in sessions 1 and 2 for use in this session	
DONE ✓	<b>4. Prepare for a listing appointment</b>	
<input type="checkbox"/>	Watch: <i>Pre-Qualify</i> (0:49 mins)	
<input type="checkbox"/>	Watch: <i>Discover Seller's Needs</i> (1:38 mins)	
<input type="checkbox"/>	Watch: <i>Develop Rapport with Sellers</i> (1:24 mins)	
<input type="checkbox"/>	Watch: <i>Get Sellers to Sign Agreement</i> (1:23 mins)	
<input type="checkbox"/>	Watch: <i>Create a System to Secure Listings</i> (5:30 mins)	
<input type="checkbox"/>	Watch: <i>Listing Presentation – Bruce Hardie</i> (16:06 mins)	
DONE ✓	<b>5. Follow up – with previous Power Session</b>	
<input type="checkbox"/>	Complete activities from the Action Plan in the previous Power Session	

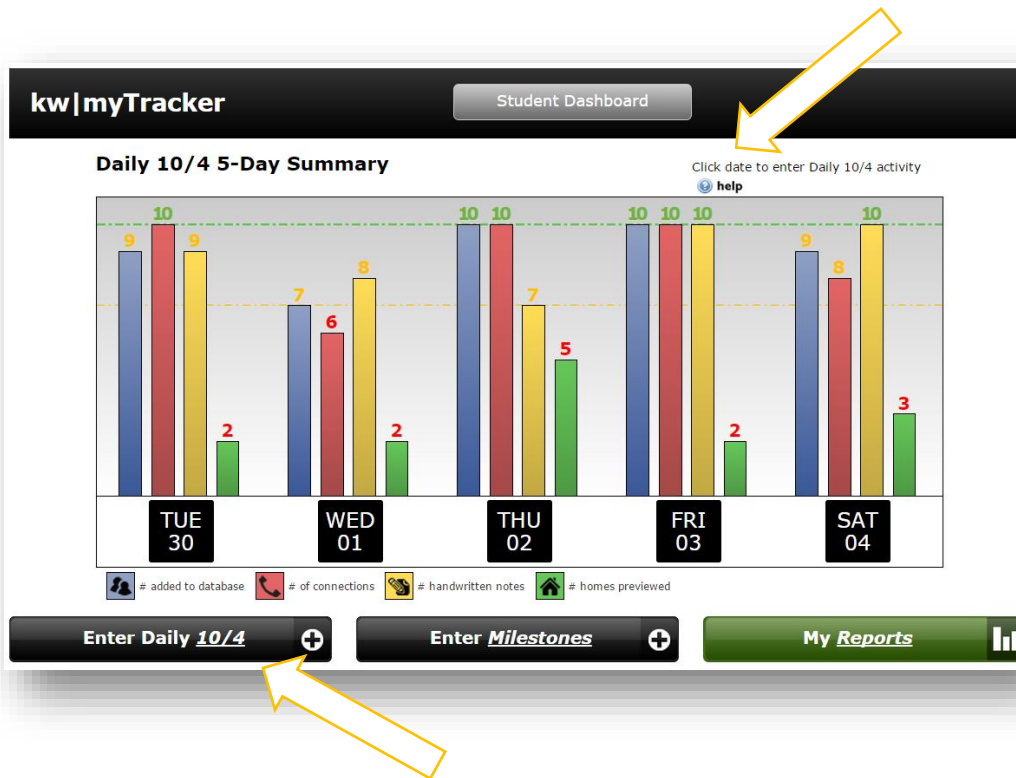
\*Access videos from [KWUConnect.com](http://KWUConnect.com), Ignite. Need help? Contact your Technology Coordinator or Tech Ambassador in your Market Center, or email [support@kw.com](mailto:support@kw.com).



# Instructions for myTracker

Using your smartphone, tablet, or laptop, go to Daily104.com (or [www.Daily104.com](http://www.Daily104.com)). You will be asked to sign in with your kw.com login if you're not already signed in.

Read the instructions on how to use myTracker by clicking on "help" on myTracker (see arrow).



Click on "Enter Daily 10/4" in the lower left corner and enter your activities for the day.

The screenshot shows the 'Enter Daily 10/4 for 07/18/2015' form. It includes a 'Change Date' button and four activity categories, each with a progress bar and a star icon:

- 1. Add 10 to database: 0 stars, progress bar from 0 to 10.
- 2. Make 10 connections: 0 stars, progress bar from 0 to 10.
- 3. Write 10 notes: 0 stars, progress bar from 0 to 10.
- 4. Preview 10 homes/week: 0 stars, progress bar from 0 to 10.

Buttons: Save, Also want to Enter Milestones?

